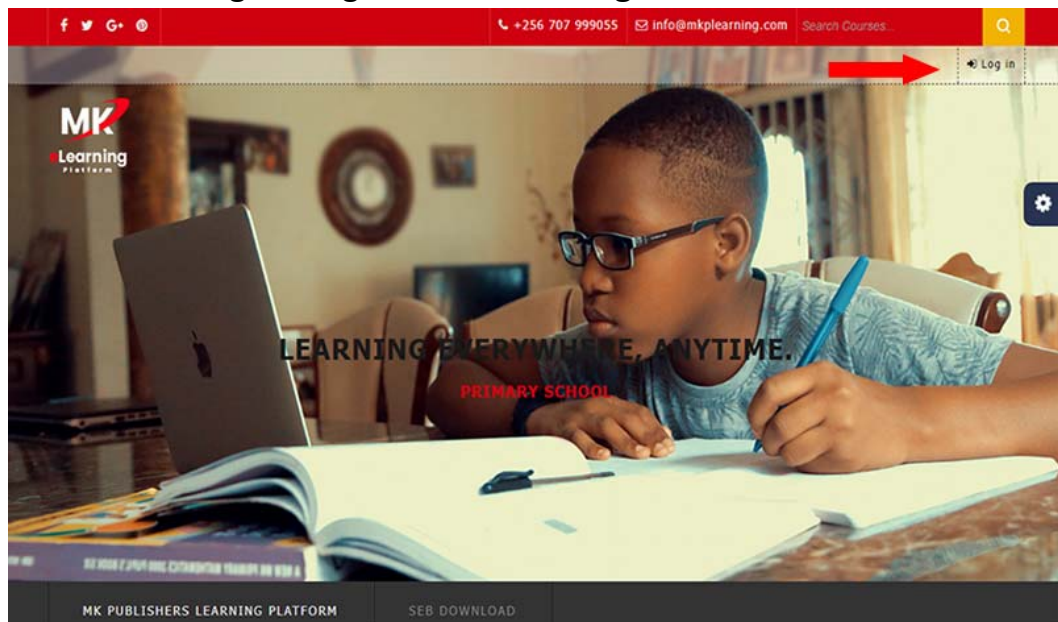


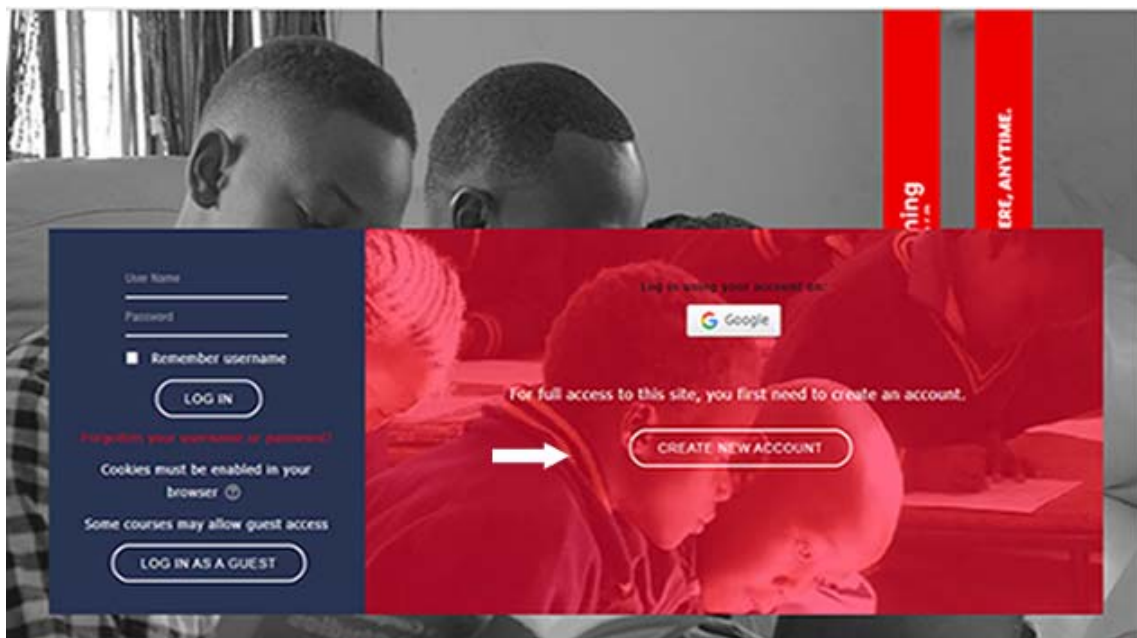
Instructions to access primary classes at MKlearning.com

REGISTERING

1. Start with Registering. Click on the **“Log in”** to *create new account*



2. Click on **“Create my new account”** and fill the form.



Instructions to access primary classes at MKlearning.com

3. Fill in you details and click “*create my new account*”

New account [Forgot it?](#)

Choose your username and password

Username*

Password*

The password must have at least 8 characters, at least 1 digit(), at least 3 lower case letters(), at least 2 upper case letters(), at least 1 non-alphanumeric character() such as %, ^, !, or #

More details

Email address*

Date of birth*

First name*

Surname*

City/Town*

Other fields

Mobile phone*

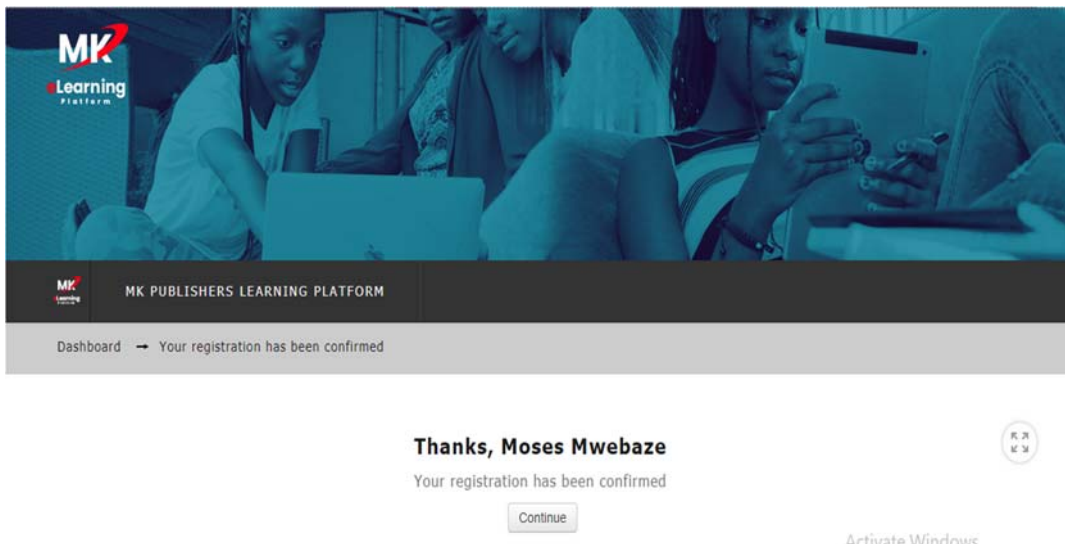
How did you know about us? *

Agent Code*

Security question *

I'm a robot

4. If your email is correct, you should see an email sent to you requesting to confirm by clicking a blue link. After confirming you should see this screen.

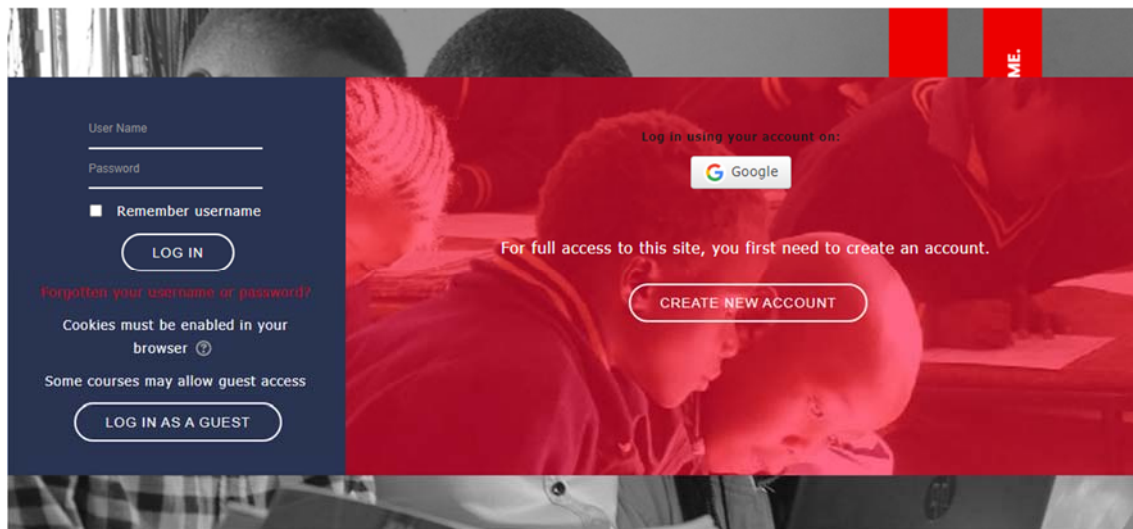


5. In the same email, you should be able to see the instructions on how to subscribe with a payment. First login and you will be able to follow the instructions.

Instructions to access primary classes at MKplearning.com

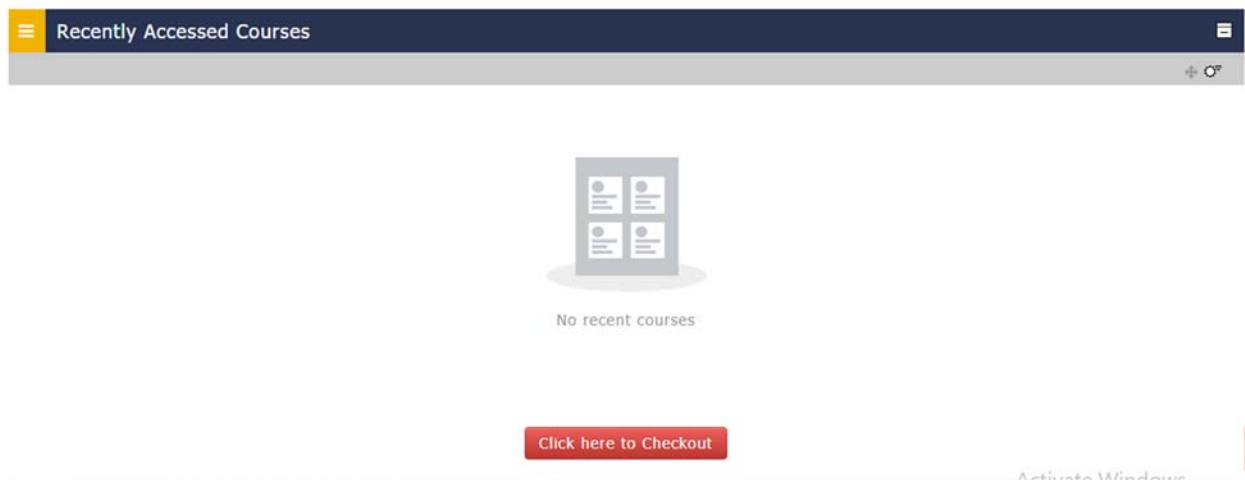
LOG IN

1. Click on Login and enter the **username** and **password** you created while registering.



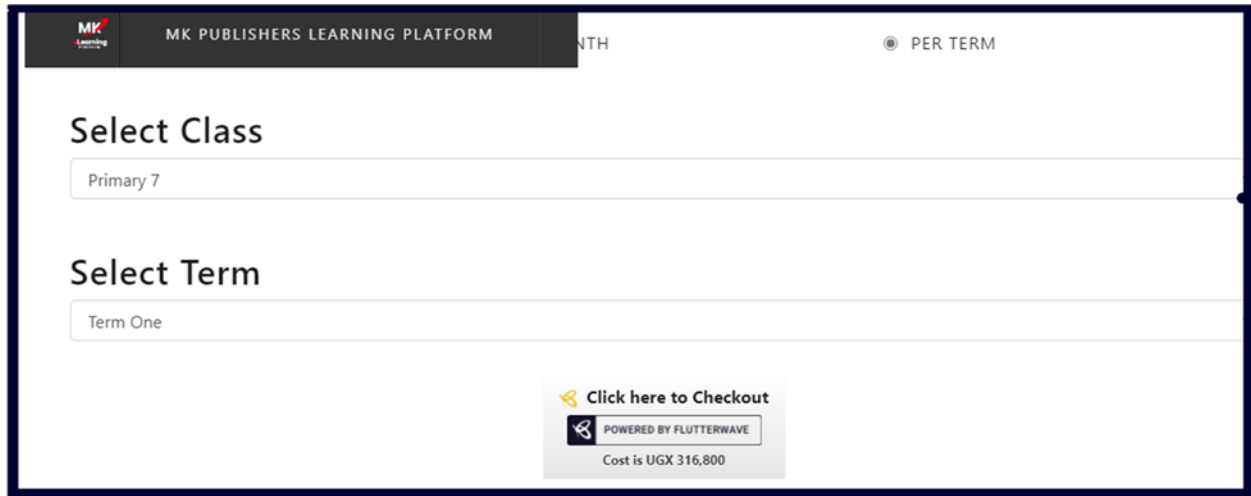
MAKING A PAYMENT FOR A TERM

2. After you login, scroll down and select the red button labelled “**Click here to checkout**”



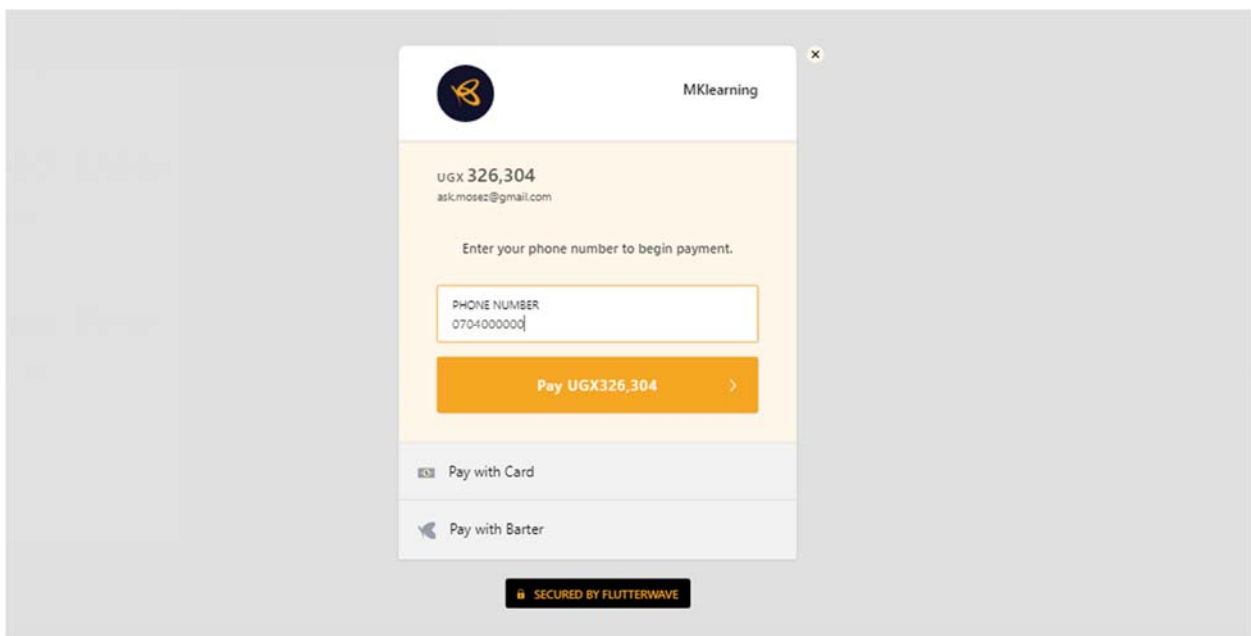
Instructions to access primary classes at MKlearning.com

3. Select the **class (e.g. Primary 7)** and the **term (e.g. Term one)**.
4. Click on the **“Flutterwave”** button labelled **“Click here to Checkout”**



The screenshot shows the checkout interface on the MK Publishers Learning Platform. At the top, there is a navigation bar with the MK Learning logo and the text 'MK PUBLISHERS LEARNING PLATFORM'. Below this, there are two dropdown menus: 'Select Class' with 'Primary 7' selected, and 'Select Term' with 'Term One' selected. A 'PER TERM' radio button is visible. At the bottom, there is a 'Click here to Checkout' button with the Flutterwave logo and the text 'POWERED BY FLUTTERWAVE' and 'Cost is UGX 316,800'.

5. If you are paying with Mobile Money, enter your phone number

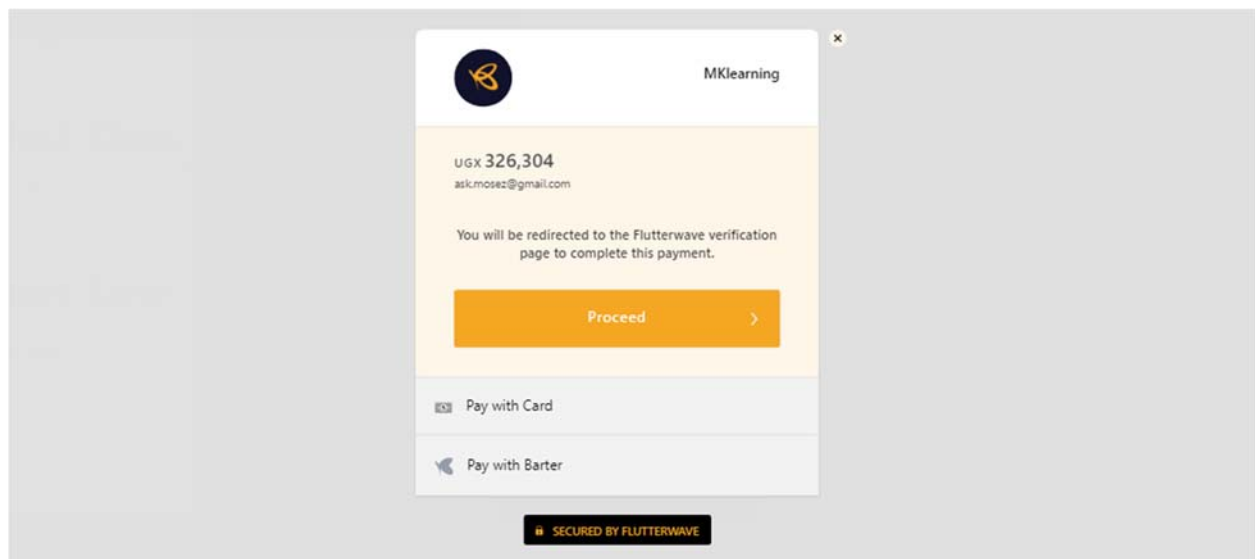


The screenshot shows the Flutterwave mobile payment interface. It features the Flutterwave logo and the text 'MKlearning'. The payment amount is 'UGX 326,304' with the email 'ask.mosez@gmail.com'. The instruction 'Enter your phone number to begin payment.' is displayed above a 'PHONE NUMBER' input field containing '0704000000'. Below the input field is a large orange button labeled 'Pay UGX326,304'. At the bottom, there are two options: 'Pay with Card' and 'Pay with Barter'. A security notice at the very bottom reads 'SECURED BY FLUTTERWAVE'.

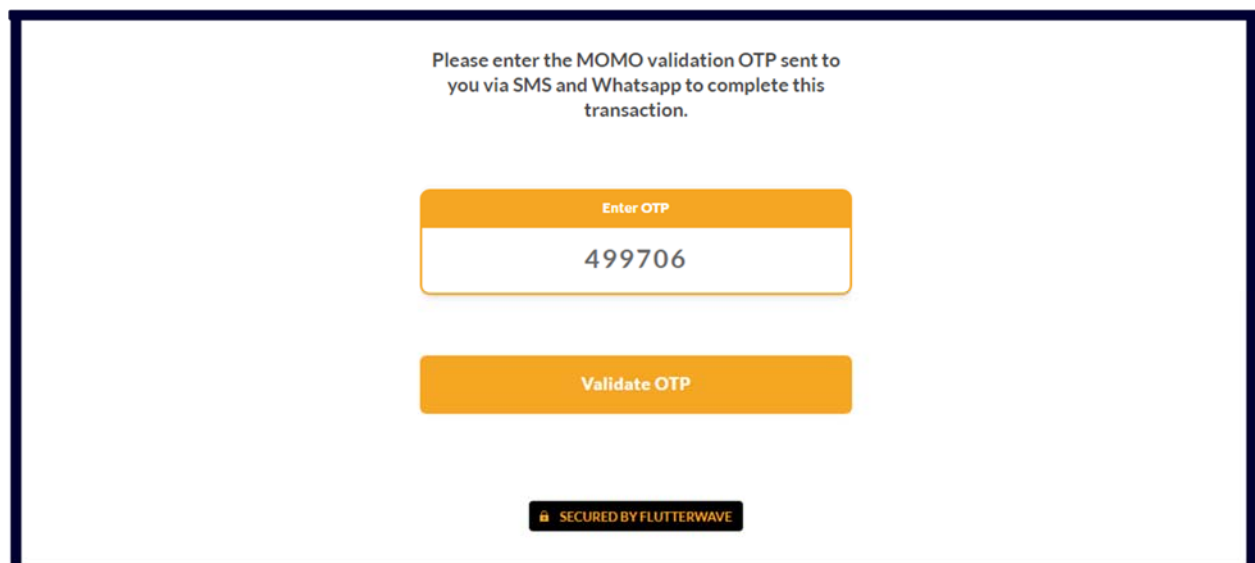
Instructions to access primary classes at MKlearning.com

- You will receive a code via phone message and Whatsapp (if same line is used for whatsapp)

6. Click on **Proceed** to ether the code



7. Enter the 6-digit code you received in your message or Whatsapp and click



8. Click on Validate OTP

Instructions to access primary classes at MKplearning.com

9. Enter your Mobile Money Pin from your phone and the transaction is complete for you to access the learning materials for a full term.

MK PUBLISHERS LEARNING PLATFORM	
▼	Primary 7
▼	Term One
📖	P7-MAT-TP1: Set Concepts (Free Intro.)
📖	P7-MAT-TP2: Whole Numbers
📖	P7-MAT-TP3: Operations and Whole numbers
📖	P7-MAT-TP4: Number Patterns and Sequence
📖	P7-ENG-TP1: School Holidays (Free Intro.)
📖	P7-ENG-TP2: Letter Writing
📖	P7-ENG-TP3: Examinations

- **Free starting lessons (Math, English, Science and SST) for all new logged-in clients.**

ALTERNATIVE PAYMENT USING CARDS

- Use and an active debit/credit card.
- Use MOMO Card from MTN App(*165*70#) or Airtel App (*185*7#) both powered by MasterCard